






















Research Team

(603) 7890 8888

research.dept@apexsecurities.com.my

Global Markets	Close	Change	5-Day Trend
Dow Jones	36,117.38	0.17%	
S&P 500	4,585.59	0.80%	
Nasdaq	14,339.99	1.37%	
FTSE 100	7,513.72	-0.02%	
Nikkei 225	32,858.31	-1.76%	
Shanghai Composite	2,966.21	-0.09%	
Shenzhen	9,519.91	-0.14%	
Hang Seng	16,345.89	-0.71%	
SET	1,378.73	-0.78%	
JCI	7,134.62	0.67%	
Malaysia Markets			
FBM KLCI	1,442.85	-0.21%	
FBM Top 100	10,291.14	-0.32%	
FBM Small Cap	15,967.35	-0.62%	
FBM ACE	5,064.73	-1.50%	
Market Activities			
Trading Volume (m)	3,012.00	7.7%	
Trading Value (RM m)	1,981.87	9.6%	
Trading Participants	Change		
Local Institution	97.81	41.99%	
Retail	-2.39	27.50%	
Foreign	-95.41	30.51%	
Market Breadth	No. of stocks		5-Day Trend
Advancers	329	35.5%	
Decliners	599	64.5%	
Commodities			
FKLI (Futures)	1,441.00	0.38%	
3M CPO (Futures)	3,702.00	1.30%	
Rubber (RM/kg)	654.00	0.84%	
Brent Oil (USD/bbl)	74.05	-0.34%	
Gold (USD/oz)	2,033.65	-0.30%	
Forex			
USD/MYR	4.6742	-0.13%	
SGD/MYR	3.4910	-0.25%	
CNY/MYR	0.6536	-0.23%	
JPY/MYR	3.2270	-0.52%	
EUR/MYR	5.0388	-0.03%	
GBP/MYR	5.8845	-0.03%	

Source: Bloomberg, Apex Securities

Bargain hunting may emerge

Market Review & Outlook

- Malaysia Market Review.** The FBM KLCI (-0.21%) declined for the fourth straight session due to ongoing profit-taking activities. Similarly, the lower liners also retreated, while the financial sector (+0.14%) outperformed the other sectors amid the on-going market volatility.
- Global Markets Review.** US stock markets rebounded back into positive territory on expectations that the labor market has sufficiently cooled down to mitigate inflationary pressure without pushing the market into a recession. European stock markets reverse earlier gains with retail stocks leading the losses, while Asia equity markets also fell across the board.
- Market Outlook.** We anticipate continued volatility in the FBM KLCI over time, as investors exercise caution eagerly waiting for additional confirmation on US job data. Still, bargain hunting activities may emerge after four consecutive sessions of pullback. Key economic focus will be directed towards US November nonfarm payroll report and Michigan's preliminary consumer sentiment data. We remain cautious on the plantation sector as CPO prices continue to soften below RM3,600/MT driven by concern over rising stockpile in the country and weaker demand from China. Meanwhile, the technology sector may mirror the positive developments on Nasdaq overnight.

FBM KLCI Technical Review & Outlook



Source: Bloomberg

- Technical Commentary:** The FBM KLCI retreated for a fourth straight day as the benchmark index is now testing SMA50 after rejecting the middle Bollinger Band. Indicators were negative as the MACD Line lingered below the Signal Line, while the RSI slipped below 50. The flattish trend may continue with resistance located at 1,465. Support is pegged around 1,430.

Company News *(source: various)*

- Less than five months after completing a private placement in July, **Jentayu Sustainables Bhd** is planning another placement — this round to raise up to RM62.96 million — for the clean energy solutions provider to fund its pre-development expenditures, new projects and working capital.
- **LFE Corp Bhd** has seen a change in the ownership of an 8.87% stake in the construction and mechanical and electrical (M&E) services group held through Resolute Accomplishment Sdn Bhd. LFE executive chairman Chuah Chong Ewe acquired the stake, comprising 98.37 million shares on Monday, while another filing showed that Audrey Chua Mei Ling had disposed of the same amount of LFE shares held through Resolute Accomplishment.
- **Vizione Holdings Bhd** has secured a RM490 million contract as a turnkey contractor to build three blocks of apartments in the Kota Kinabalu district in Sabah.
- **Chin Hin Group Bhd** has filed its establishment of a perpetual medium-term note (MTN), in a bid to raise up to RM500 million, with the Securities Commission Malaysia.
- A new substantial shareholder has emerged in **MQ Technology Bhd** via the acquisition of a 6.12% stake in the Penang-based industrial mould manufacturer. In a bourse filing on Thursday, the group said Tai Tean Seng undertook the open-market acquisition of the stake, comprising 90 million shares, on Wednesday.

Weekly Corporate Actions

Company	Corporate Actions	Entitlement	Ex-Date	Last Price (RM)	Dividend Yield
CELCOMDIGI BHD	Interim	0.033	4/12/2023	4.240	0.8%
Petronas Gas Bhd	Interim	0.180	4/12/2023	16.860	1.1%
MR DIY Group M Bhd	Interim	0.008	4/12/2023	1.560	0.5%
HAP Seng Consolidated Bhd	Interim	0.150	4/12/2023	4.740	3.2%
Hong Leong Industries Bhd	Interim	0.200	4/12/2023	9.280	2.2%
Hume Cement Industries Bhd	Interim	0.020	4/12/2023	2.140	0.9%
Hexza Corp BHD	Final	0.050	4/12/2023	0.985	5.1%
OpenSys M Bhd	Interim	0.005	4/12/2023	0.355	1.3%
TMC Life Sciences Bhd	Final	0.004	5/12/2023	0.710	0.6%
TMC Life Sciences Bhd	Special Cash	0.004	5/12/2023	0.710	0.6%
Sentral REIT	Distribution	0.028	5/12/2023	0.830	3.4%
Lim Seong Hai Capital Bhd	Interim	0.016	5/12/2023	0.880	1.8%
Three-A Resources BHD	Interim	0.025	5/12/2023	0.885	2.8%
Three-A Resources BHD	Special Cash	0.005	5/12/2023	0.885	0.6%
United U-Li Corp BHD	Interim	0.005	5/12/2023	1.430	0.3%
MISC Bhd	Interim	0.070	6/12/2023	7.250	1.0%
Magnum Bhd	Interim	0.010	6/12/2023	1.150	0.9%
Dutch Lady Milk Industries BHD	Interim	0.250	6/12/2023	22.240	1.1%
Pappajack Bhd	Interim	0.005	6/12/2023	1.060	0.5%
ELK-Desa Resources Bhd	Interim	0.020	6/12/2023	1.320	1.5%
Petronas Dagangan Bhd	Interim	0.200	7/12/2023	22.300	0.9%
Dayang Enterprise Holdings Bhd	Interim	0.015	7/12/2023	1.570	1.0%
Taliworks Corp Bhd	Interim	0.017	7/12/2023	0.830	2.0%
Supercomnet Technologies Bhd	Interim	0.005	7/12/2023	1.270	0.4%
PBA Holdings BHD	Interim	0.018	7/12/2023	1.110	1.6%
Cloudpoint Technology Bhd	Interim	0.010	7/12/2023	0.575	1.7%
Infoline Tec Group Bhd	Interim	0.009	7/12/2023	0.830	1.1%
SLP Resources Bhd	Interim	0.013	7/12/2023	0.855	1.5%
AmFIRST Real Estate Investment	Distribution	0.008	7/12/2023	0.330	2.5%
Dominant Enterprise Bhd	Interim	0.010	7/12/2023	0.75	1.3%
A-Rank Bhd	Final	0.025	7/12/2023	0.545	4.6%
LBI Capital Bhd	Interim	0.020	7/12/2023	0.51	3.9%
Fibon Bhd	Final	0.013	7/12/2023	0.465	2.7%
Carlsberg Brewery Malaysia Bhd	Interim	0.190	8/12/2023	19	1.0%
Nationgate Holdings Bhd	Interim	0.003	8/12/2023	1.36	0.2%
MBM Resources BHD	Interim	0.060	8/12/2023	4.47	1.3%
MBM Resources BHD	Special Cash	0.070	8/12/2023	4.47	1.6%
Al-Aqar Healthcare REIT	Distribution	0.020	8/12/2023	1.26	1.6%
Oriental Food Industries Holdi	Interim	0.015	8/12/2023	1.73	0.9%
MTAG Group Bhd	Interim	0.010	8/12/2023	0.47	2.1%
New Hoong Fatt Holdings Bhd	Interim	0.030	8/12/2023	3.44	0.9%
SDS Group Bhd	Interim	0.006	8/12/2023	0.65	0.9%
Al-Salam Real Estate Investmen	Distribution	0.003	8/12/2023	0.435	0.7%
Focus Lumber Bhd	Interim	0.020	8/12/2023	0.5	4.0%

Source: Apex Securities, Bloomberg

Weekly Economic Highlights

Date	Country	Key Events
Monday, 4 December, 2023	US	Factory Orders
Tuesday, 5 December, 2023	JP	Jibun Bank Composite PMI
	JP	Jibun Bank Services PMI
	CN	Caixin Services PMI
	CN	Caixin Composite PMI
	EU	HCOB Global Services PMI
	EU	HCOB Global Composite PMI
	UK	S&P Global/CIPS Services PMI
	UK	S&P Global/CIPS Composite PMI
	EU	Producer Price Index
	US	S&P Global Services PMI
	US	S&P Global Composite PMI
	US	ISM Services PMI
	EU	Retail Sales
Wednesday, 6 December, 2023	EU	3Q23 GDP Growth Rate (3rd Est)
Thursday, 7 December, 2023	EU	

Source: TradingEconomics

Futures Markets

Futures Kuala Lumpur Composite Index

	JAN	FEB	MAR	APR
CHANGE	-5	-4	-5	-5
OPEN	1,446	1,448	1,434	1,436
High	1,449	1,451	1,436	1,436
Low	1,441	1,444	1,429	1,431
Settle	1,441	1,444	1,429	1,431
Volume	7,145	365	94	39
O.I.	33,452	696	950	163

Futures Crude Palm Oil

	APR	MAY	JUN	JUL
CHANGE	-26	-25	-20	-19
OPEN	3,540	3,660	3,712	3,744
High	3,592	3,674	3,726	3,755
Low	3,530	3,591	3,641	3,670
Settle	3,578	3,650	3,702	3,731
Volume	143	5,095	29,968	15,140
O.I.	1,730	15,627	48,844	39,449

Top Active Stocks By Market Participants

LOCAL			FOREIGN		
Stocks	Value	Price	Stocks	Value	Price
CPETECH	101185700	0.915	PBBANK	78826009	4.260
BPLANT	75682616	1.550	CIMB	71189852	5.760
SCIB	69552547	0.810	HEIM	48947660	21.720
WIDAD	65799476	0.470	HLBANK	38128470	19.120
MAYBANK	58412525	9.010	NESTLE	37890296	116.500
CIMB	47905558	5.760	MAYBANK	36178771	9.010
PBBANK	42586737	4.260	PETGAS	32513306	16.700
GAMUDA	36450412	4.450	GAMUDA	31669020	4.450
PETGAS	34400262	16.700	YTLPOWR	28536411	2.270
KPJ	32737880	1.320	TM	27150175	5.250

RETAIL			INSTITUTION		
Stocks	Value	Price	Stocks	Value	Price
SCIB	59726795	0.810	PBBANK	116184188	4.260
CPETECH	59127594	0.915	CIMB	114894638	5.760
WIDAD	55747852	0.470	MAYBANK	87463062	9.010
BPLANT	34721490	1.550	PETGAS	66551112	16.700
LEFORM	30369998	0.355	HLBANK	60677588	19.120
ARTRONIQ	28046078	0.850	NESTLE	59838317	116.500
TANCO	20289411	0.570	GAMUDA	57460583	4.450
RENEUCO	20063471	0.255	HEIM	49220688	21.720
RAPID	19608468	28.420	TENAGA	48048355	9.900
JSB	17330253	1.210	PMETAL	44587735	4.780

APEX SECURITIES BERHAD – CONTACT LIST

APEX SECURITIES BHD**Head Office:**

6th Floor, Menara Apex,
Off Jalan Semenyih,
Bukit Mewah 43000 Kajang,
Selangor Darul Ehsan, Malaysia

General Line: (603) 8736 1118

Mutiara Damansara Office:

5th Floor Menara UAC, 12, Jalan PJU 7/5,
Mutiara Damansara,
47800 Petaling Jaya,
Selangor Darul Ehsan, Malaysia

General Line: (603) 7890 8899

DEALING TEAM**Head Office:**

Kong Ming Ming (ext 2002)
Shirley Chang (ext 2026)
Norisam Bojo (ext 2027)
Ahmad Mujib (ext 2028)

Institutional Dealing Team:

Siti Nur Nadhirah (ext 2032)

PJ Office:

General Line: (603) 7620 1118
Azfar Bin Abdul Aziz (Ext 822)

RESEARCH TEAM**Mutiara Damansara Office:**

Kenneth Leong (ext 2093)
Lee Cherng Wee (ext 2067)
Steven Chong (ext 2068)
Jayden Tan (ext 2069)

DISCLAIMER

Disclaimer: The report is for internal and private circulation only and shall not be reproduced either in part or otherwise without the prior written consent of Apex Securities Berhad. The opinions and information contained herein are based on available data believed to be reliable. It is not to be construed as an offer, invitation or solicitation to buy or sell the securities covered by this report.

Opinions, estimates and projections in this report constitute the current judgment of the author. They do not necessarily reflect the opinion of Apex Securities Berhad and are subject to change without notice. Apex Securities Berhad has no obligation to update, modify or amend this report or to otherwise notify a reader thereof in the event that any matter stated herein, or any opinion, projection, forecast or estimate set forth herein, changes or subsequently becomes inaccurate.

Apex Securities Berhad does not warrant the accuracy of anything stated herein in any manner whatsoever and no reliance upon such statement by anyone shall give rise to any claim whatsoever against Apex Securities Berhad. Apex Securities Berhad may from time to time have an interest in the company mentioned by this report. This report may not be reproduced, copied or circulated without the prior written approval of Apex Securities Berhad.
