
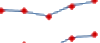
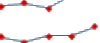



















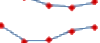

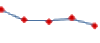




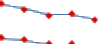



## Research Team

(603) 7890 8888

[research.dept@apexsecurities.com.my](mailto:research.dept@apexsecurities.com.my)

Global Markets	Close	Change	5-Day Trend
Dow Jones	36,247.87	0.36%	
S&P 500	4,604.37	0.41%	
Nasdaq	14,403.97	0.45%	
FTSE 100	7,554.47	0.54%	
Nikkei 225	32,307.86	-1.68%	
Shanghai Composite	2,969.56	0.11%	
Shenzhen	9,553.92	0.86%	
Hang Seng	16,334.37	-0.07%	
SET	1,380.99	0.16%	
JCI	7,159.60	0.85%	
Malaysia Markets			
FBM KLCI	1,441.97	-0.06%	
FBM Top 100	10,300.30	0.09%	
FBM Small Cap	16,037.14	0.44%	
FBM ACE	5,106.42	0.82%	
Market Activities			
Trading Volume (m)	2,993.29	-0.6%	
Trading Value (RM m)	1,992.53	0.5%	
Trading Participants	Change		
Local Institution	68.79	42.43%	
Retail	-33.58	27.70%	
Foreign	-35.21	29.87%	
Market Breadth	No. of stocks		5-Day Trend
Advancers	460	55.4%	
Decliners	371	44.6%	
Commodities			
FKLI (Futures)	1,441.50	0.03%	
3M CPO (Futures)	3,740.00	0.03%	
Rubber (RM/kg)	662.00	0.88%	
Brent Oil (USD/bbl)	75.84	2.42%	
Gold (USD/oz)	2,004.67	-0.43%	
Forex			
USD/MYR	4.6645	0.21%	
SGD/MYR	3.4833	0.22%	
CNY/MYR	0.6514	0.34%	
JPY/MYR	3.2179	0.03%	
EUR/MYR	5.0272	0.23%	
GBP/MYR	5.8569	0.47%	

Source: Bloomberg, Apex Securities

# Rebound in store

## Market Review & Outlook

- Malaysia Market Review.** The FBM KLCI (-0.06%) declined for the fifth consecutive session due to ongoing profit-taking activities ahead year end. The lower liners advanced, while the energy sector (+1.03%) closed higher, taking cue from the rebound in crude oil prices.
- Global Markets Review.** US stock markets closed higher with S&P 500 and Nasdaq hitting their highest closing levels since early 2022, propelled by a strong U.S. jobs data that instilled investor optimism towards a soft landing. Similarly, European stock markets closed green led by travel and leisure stocks, while Asia equity markets closed mixed following Japan's unexpected downward revision of their 3Q23 GDP.
- Market Outlook.** We anticipate the FBM KLCI to stage a rebound for today, taking cue from the positive sentiment spillover from US market after stronger than expected job data. Investors will be looking ahead to this week's Fed interest decision. We expect to see some trading opportunity in construction sector after Sultan Ibrahim express hope for HSR to revived. Meanwhile, we expect bargain hunting activities to emerge within the plantation and energy sector following the relief in both crude oil and palm oil prices.

## FBM KLCI Technical Review & Outlook



Source: Bloomberg

- Technical Commentary:** The FBM KLCI ticked mildly lower as the key index recorded its fifth day losing streak. Indicators remained negative as the MACD Line lingered below the Signal Line, while the RSI hovered below 50. The downward bias trend may extend with resistance located at 1,465. Support is pegged around 1,430.

## Company News *(source: various)*

- **EcoFirst Consolidated Bhd**, which is facing a RM20 million lawsuit for withdrawing a RM404.35 million contract it had issued to **Kerjaya Prospek Group Bhd**, said the group will be contesting the matter.
- **Chin Hin Group Property Bhd** (CHGP) is acquiring a freehold plot in Penang measuring about 1.218 acres from **Ivory Properties Group Bhd** for RM40 million to build a multi-storey serviced residence.
- **Westports Holdings Bhd** has secured a 58-year extension until 2082 to its concession agreement with the government.
- **Axis Real Estate Investment Trust** (Axis-REIT) has proposed to acquire a two-storey shopping mall in Temerloh, Pahang, for RM25.75 million cash.
- **YTL Power International Bhd** has confirmed that it is going to collaborate with Nvidia Corp to build an artificial intelligence (AI) infrastructure that will be powered by the US-based chip giant's technology, with the first phase of the data centre expected to commence operations by the middle of next year.
- **Central Global Bhd** has proposed to split each of its shares into four shares in a move to reward its shareholders and improve the trading liquidity of the shares and also plans to issue up to 275.17 million free warrants (Warrants B) on the basis of one warrant for every three split shares held.
- **Aeon Credit Service (M) Bhd** said it has fully redeemed its RM100 million sukuk in nominal value that was callable on Friday.
- **Mah Sing Group Bhd** has acquired a four-acre land with a total land cost of RM74.3 million in Mukim Setapak, Kuala Lumpur
- **MSM Malaysia Holdings Bhd** has extended the garden leave of its chief financial officer (CFO) Dr Mazatul 'Aini Shahar Abdul Malek Shahar by one month.
- **Apex Equity Holdings Bhd** said the Securities Commission Malaysia (SC) has withdrawn all "additional conditions and reporting requirements" that it imposed on the group's stockbroking arm Apex Securities Bhd, with immediate effect.

## Weekly Corporate Actions

Company	Corporate Actions	Entitlement	Ex-Date	Last Price (RM)	Dividend Yield
IGB Bhd	Interim	0.050	11/12/2023	2.420	2.1%
IGB Bhd	Special Cash	0.020	11/12/2023	2.420	0.8%
Uchi Technologies Bhd	Interim	0.090	11/12/2023	3.700	2.4%
Kumpulan Perangsang Selangor B	Interim	0.010	11/12/2023	0.725	14%
Sunmow Holdings Bhd	Interim	0.017	11/12/2023	1.080	15%
Maxim Global Bhd	Interim	0.020	11/12/2023	0.400	5.0%
Inta Bina Group Bhd	Interim	0.005	11/12/2023	0.260	19%
AMMB Holdings Bhd	Interim	0.060	12/12/2023	4.020	15%
KLCCP Stapled Group	Interim	0.088	12/12/2023	7.000	13%
KPJ Healthcare Bhd	Interim	0.011	12/12/2023	1.330	0.8%
KPJ Healthcare Bhd	Special Cash	0.003	12/12/2023	1.330	0.2%
Bintulu Port Holdings Bhd	Interim	0.030	12/12/2023	5.140	0.6%
Wellcall Holdings Bhd	Interim	0.018	12/12/2023	1.760	10%
Wellcall Holdings Bhd	Special Cash	0.010	12/12/2023	1.760	0.6%
Fima Corp BHD	Interim	0.050	12/12/2023	1.890	2.6%
Unimech Group Bhd	Interim	0.020	12/12/2023	1.820	1%
Rexit Bhd	Interim	0.050	12/12/2023	0.910	5.5%
Oceancash Pacific Bhd	Interim	0.005	12/12/2023	0.305	16%
RCE Capital Bhd	Interim	0.080	13/12/2023	2.990	2.7%
Berjaya Food Bhd	Stock Dividend	0.010	13/12/2023	0.620	16%
Power Root Bhd	Interim	0.020	13/12/2023	1.800	1%
Suria Capital Holdings Bhd	Interim	0.020	13/12/2023	1.810	1%
MST Golf Group Bhd	Interim	0.005	13/12/2023	0.475	1%
Able Global Bhd	Interim	0.020	13/12/2023	1.410	14%
Glomac Bhd	Final	0.013	13/12/2023	0.355	3.5%
FoundPac Group Bhd	Interim	0.005	13/12/2023	0.420	12%
Inari Amertron Bhd	Interim	0.022	14/12/2023	2.830	0.8%
Alliance Bank Malaysia Bhd	Interim	0.109	14/12/2023	3.490	3.1%
Kerjaya Prospek Group Bhd	Interim	0.020	14/12/2023	1.440	14%
Datasonic Group Bhd	Interim	0.006	14/12/2023	0.43	14%
AME Elite Consortium Bhd	Interim	0.020	14/12/2023	1.56	13%
Ann Joo Resources Bhd	Interim	0.013	14/12/2023	1.05	12%
Innoprise Plantations BHD	Interim	0.028	14/12/2023	1.3	2.1%
Oriental Interest Bhd	Interim	0.050	14/12/2023	1.31	3.8%
Lii Hen Industries BHD	Interim	0.015	14/12/2023	0.935	16%
SENG FONG HOLDINGS BHD	Interim	0.010	14/12/2023	0.76	13%
Scicom MSC Bhd	Interim	0.020	14/12/2023	1.09	18%
Focus Point Holdings Bhd	Interim	0.015	14/12/2023	0.76	2.0%
BP Plastics Holding Bhd	Interim	0.015	14/12/2023	1.19	13%
Negri Sembilan Oil Palms BHD	Special Cash	0.060	14/12/2023	3.26	18%
Negri Sembilan Oil Palms BHD	Interim	0.040	14/12/2023	3.26	12%
Jaycorp Bhd	Final	0.040	14/12/2023	0.75	5.3%
Sasbadi Holdings Bhd	Interim	0.003	14/12/2023	0.165	15%
Tri-Mode System M Bhd	Interim	0.004	14/12/2023	0.335	10%
Press Metal Aluminium Holdings	Interim	0.018	15/12/2023	4.8	0.4%
IJM Corp Bhd	Interim	0.020	15/12/2023	1.88	1%
Padini Holdings Bhd	Interim	0.025	15/12/2023	3.43	0.7%
Bonia Corp Bhd	Interim	0.020	15/12/2023	1.73	12%
George Kent Malaysia BHD	Interim	0.008	15/12/2023	0.47	16%
Kluang Rubber Co Malaya BHD	Final	0.010	15/12/2023	3.7	0.3%
Kluang Rubber Co Malaya BHD	Special Cash	0.017	15/12/2023	3.7	0.5%
Sungei Bagan Rubber Co Malaya	Final	0.020	15/12/2023	3.3	0.6%
Sungei Bagan Rubber Co Malaya	Special Cash	0.050	15/12/2023	3.3	15%
Fajarbaru Builder Group Bhd	Interim	0.005	15/12/2023	0.285	18%
EITA Resources Bhd	Interim	0.010	15/12/2023	0.82	12%
Matang Bhd	Final	0.002	15/12/2023	0.09	18%
Kuchai Development BHD	Final	0.010	15/12/2023	1.3	0.8%
Kuchai Development BHD	Special Cash	0.015	15/12/2023	1.3	12%
Ecoscience International Bhd	Bonus-Options	12	15/12/2023	0.405	-
Bank Islam Malaysia Bhd	Interim	0.126	18/12/2023	2.31	5.5%
VSTECs Bhd	Interim	0.025	18/12/2023	1.32	19%
CAM Resources BHD	Interim	0.010	18/12/2023	0.425	2.4%

Source: Apex Securities, Bloomberg

## Weekly Economic Highlights

Date	Country	Key Events
Monday, 11 December, 2023	MY	Retail Sales
	MY	Industrial Production
Tuesday, 12 December, 2023	US	Consumer Inflation Expectations
	JP	Producer Price Index
	UK	Unemployment Rate
	EU	ZEW Economic Sentiment Index
	US	Inflation Rate
Wednesday, 13 December, 2023	UK	Manufacturing Production
	UK	Industrial Production
	EU	Industrial Production
Thursday, 14 December, 2023	US	Producer Price Index
	US	Federal Reserve Interest Rate Decision
	JP	Machinery Orders
	JP	Industrial Production
	UK	Bank of England's Interest Rate Decision
Friday, 15 December, 2023	EU	European Central Bank's Interest Rate Decision
	US	Retail Sales
	CN	Industrial Production
	CN	Retail Sales
	CN	Unemployment Rate
	US	Industrial Production
	US	Manufacturing Production

Source: *TradingEconomics*

## Futures Markets

### Futures Kuala Lumpur Composite Index

	JAN	FEB	MAR	APR
<b>CHANGE</b>	1	0	2	1
<b>OPEN</b>	1,442	1,445	1,432	1,436
<b>High</b>	1,450	1,452	1,437	1,436
<b>Low</b>	1,442	1,444	1,430	1,431
<b>Settle</b>	1,442	1,444	1,431	1,432
<b>Volume</b>	6,151	411	89	8
<b>O.I.</b>	33,697	844	1,019	167

### Futures Crude Palm Oil

	APR	MAY	JUN	JUL
<b>CHANGE</b>	22	40	42	36
<b>OPEN</b>	3,596	3,670	3,716	3,756
<b>High</b>	3,640	3,722	3,778	3,809
<b>Low</b>	3,596	3,670	3,716	3,750
<b>Settle</b>	3,600	3,689	3,740	3,769
<b>Volume</b>	50	2,632	18,965	8,508
<b>O.I.</b>	1,652	14,782	47,719	40,120

## Top Active Stocks By Market Participants

LOCAL			FOREIGN		
Stocks	Value	Price	Stocks	Value	Price
AIRPORT	125172695	7.080	YTL	88056361	1.690
YTL	115449972	1.690	PBBANK	81056377	4.240
YTLPOWR	99715127	2.420	YTLPOWR	77239818	2.420
PERTAMA	61806377	2.480	CIMB	58440357	5.760
WIDAD	56393571	0.465	GAMUDA	51927722	4.460
SCIB	55554882	0.815	AIRPORT	50531061	7.080
PBBANK	45663003	4.240	MAYBANK	39252452	9.040
CPETECH	40858771	0.990	IHH	37002028	5.860
CIMB	39859373	5.760	PETGAS	23771906	16.700
GAMUDA	37899864	4.460	PMETAL	22762000	4.800

RETAIL			INSTITUTION		
Stocks	Value	Price	Stocks	Value	Price
PERTAMA	55837930	2.480	AIRPORT	173037824	7.080
WIDAD	51104540	0.465	PBBANK	119327377	4.240
YTL	49720049	1.690	YTL	111732180	1.690
SCIB	45346823	0.815	YTLPOWR	110432307	2.420
ARTRONIQ	32566879	0.850	CIMB	95514496	5.760
YTLPOWR	30002427	2.420	GAMUDA	85236138	4.460
LEFORM	28257440	0.355	MAYBANK	55853424	9.040
JSB	25558703	1.200	IHH	45821362	5.860
CPETECH	21747536	0.990	PETGAS	38303980	16.700
RENEUCO	21035561	0.230	NESTLE	38017495	117.500

---

**APEX SECURITIES BERHAD – CONTACT LIST**

---

**APEX SECURITIES BHD****Head Office:**

6th Floor, Menara Apex,  
Off Jalan Semenyih,  
Bukit Mewah 43000 Kajang,  
Selangor Darul Ehsan, Malaysia

General Line: (603) 8736 1118

**Mutiara Damansara Office:**

5th Floor Menara UAC, 12, Jalan PJU 7/5,  
Mutiara Damansara,  
47800 Petaling Jaya,  
Selangor Darul Ehsan, Malaysia

General Line: (603) 7890 8899

**DEALING TEAM****Head Office:**

Kong Ming Ming (ext 2002)  
Shirley Chang (ext 2026)  
Norisam Bojo (ext 2027)  
Ahmad Mujib (ext 2028)

**Institutional Dealing Team:**

Siti Nur Nadhirah (ext 2032)

**PJ Office:**

General Line: (603) 7620 1118  
Azfar Bin Abdul Aziz (Ext 822)

**RESEARCH TEAM****Mutiara Damansara Office:**

Kenneth Leong (ext 2093)  
Lee Cherng Wee (ext 2067)  
Steven Chong (ext 2068)  
Jayden Tan (ext 2069)

---

**DISCLAIMER**

---

Disclaimer: The report is for internal and private circulation only and shall not be reproduced either in part or otherwise without the prior written consent of Apex Securities Berhad. The opinions and information contained herein are based on available data believed to be reliable. It is not to be construed as an offer, invitation or solicitation to buy or sell the securities covered by this report.

Opinions, estimates and projections in this report constitute the current judgment of the author. They do not necessarily reflect the opinion of Apex Securities Berhad and are subject to change without notice. Apex Securities Berhad has no obligation to update, modify or amend this report or to otherwise notify a reader thereof in the event that any matter stated herein, or any opinion, projection, forecast or estimate set forth herein, changes or subsequently becomes inaccurate.

Apex Securities Berhad does not warrant the accuracy of anything stated herein in any manner whatsoever and no reliance upon such statement by anyone shall give rise to any claim whatsoever against Apex Securities Berhad. Apex Securities Berhad may from time to time have an interest in the company mentioned by this report. This report may not be reproduced, copied or circulated without the prior written approval of Apex Securities Berhad.

---