



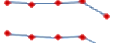


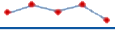
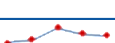


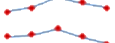




Research Team

(603) 7890 8888



research.dept@apexsecurities.com.my






Global Markets	Close	Change	5-Day Trend
Dow Jones	37,266.67	-0.25%	
S&P 500	4,739.21	-0.56%	
Nasdaq	14,855.62	-0.59%	
FTSE 100	7,446.29	-0.48%	
Nikkei 225	35,477.75	-0.40%	
Shanghai Composite	2,833.62	-2.09%	
Shenzhen	8,759.76	-2.58%	
Hang Seng	15,276.90	-3.71%	
SET	1,380.65	-1.50%	
JCI	7,200.64	-0.58%	







Malaysia Markets	Close	Change	5-Day Trend
FBM KLCI	1,491.21	-0.18%	
FBM Top 100	10,760.80	-0.30%	
FBM Small Cap	16,668.64	-1.36%	
FBM ACE	5,047.77	-2.89%	

Market Activities	Value	Change
Trading Volume (m)	5,227.03	-10.5%
Trading Value (RM m)	3,165.93	-118%

Trading Participants	Change
Local Institution	38.30 44.35%
Retail	0.70 28.87%
Foreign	-39.00 26.78%

Market Breadth	No. of stocks	5-Day Trend
Advancers	274 24.9%	
Decliners	825 75.1%	

Commodities	Close	Change	5-Day Trend
FKLI (Futures)	1,490.50	-0.13%	
3M CPO (Futures)	3,815.00	0.29%	
Rubber (RM/kg)	717.50	-0.14%	
Brent Oil (USD/bbl)	77.88	-0.52%	
Gold (USD/oz)	2,026.14	-0.86%	

Forex	Close	Change	5-Day Trend
USD/MYR	4.7172	-0.48%	
SGD/MYR	3.5101	-0.19%	
CNY/MYR	0.6555	-0.36%	
JPY/MYR	3.1924	0.25%	
EUR/MYR	5.1312	-0.40%	
GBP/MYR	5.9822	-0.80%	

Source: Bloomberg, Apex Securities

Renewed volatility

Market Review & Outlook

- Malaysia Market Review.** The FBM KLCI (-0.18%) edged lower following weaker-than-expected China's 4Q23 GDP numbers. Similarly, the lower liners closed lower, while the utilities sector (+1.03%) outperformed the sectoral peers.
- Global Markets Review.** US stock markets extended their decline as sentiment was affected by the higher Treasury yields. European stock markets were negative after UK inflation unexpectedly picks up, while Asia stock markets fell.
- Market Outlook.** We anticipate the FBM KLCI to continue trade flat today as global weaknesses casts doubt on investor's confidence. The weakness on Wall Street may also permeates towards the sentiment on stocks across Bursa Malaysia today. Meanwhile, the lower liners may consolidate with trading activities likely to taper off following the renewed volatility. At this juncture, we reckon that any recovery is likely to be tempered by quick profit taking activities. On the global front, investors will be monitoring over the release of US corporate earnings releases. With the on-going volatility, we advocate investors to remain defensive, focusing on utilities sector.

FBM KLCI Technical Review & Outlook



Source: Bloomberg

- Technical Commentary:** The FBM KLCI edged mildly lower to remain below the 1,500 psychological level. Indicators are mixed with the MACD Line moving sideways above the Signal line, while the RSI trended lower. Following the recent slowdown, the benchmark index could remain sideways below the recent high of 1,504. Support is pegged at 1,480.

Company News *(source: various)*

- Technology solutions provider **Infomina Bhd**'s net profit for the second quarter ended Nov 30, 2023 (2QFY2024) jumped 77.23% to RM8.95 million from RM5.05 million in the previous year, fuelled by lower administrative expenses and higher revenue.
- **Techna-X Bhd** has acquired a 51% stake in Netsec Sdn Bhd and formed a joint venture with the company, as part of Techna-X's efforts to improve the cyber security landscape in the country and beyond.
- **Cuscapi Bhd**'s executive chairman Datuk Jayakumar Panneer Selvam has ceased to be a substantial shareholder of the point-of-sale systems provider, after he disposed of 55 million shares or a 5.821% stake.
- **Advancecon Holdings Bhd** has secured RM21.19 million in subcontract works from China Communications Construction (ECRL) Sdn Bhd (CCC-ECRL).
- **Sarawak Consolidated Industries Bhd** (SCIB) is in talks with the Sarawak state government over a potential land acquisition, the company said in response to an unusual market activity (UMA) query issued on Wednesday.
- Hillcove Sdn Bhd has ceased to be a substantial shareholder in **Excel Force MSC Bhd** after it disposed of 24.70 million shares or a 4.42% stake in the financial services business solutions provider. .
- Plantation and healthcare outfit **TDM Bhd**, a subsidiary of the Terengganu state government, has invested RM29.1 million to build two hospitals this year.
- Construction crane manufacturer **Favelle Favco Bhd** (FFB) has secured five contracts for the supply of cranes to machinery replacements, worth a combined RM79.4 million.
- Besides SCIB, **Jentayu Sustainables Bhd**, **Artroniq Bhd**, **APB Resources Bhd** and **Globetronics Technology Bhd** also succumbed to heavy selling pressure on Wednesday, making them among Bursa's top losers of the day.
- At the same time, Bursa froze the lower limits of **Rapid Synergy Bhd**, **SCIB** and **YNH Property Bhd**, after they hit limit-downs for two consecutive trading days.
- Steel products maker **Leform Bhd**, which lost over 60% of its share price in the last two days, also told Bursa it has no idea what happened to have caused the UMA. **Mercury Securities Bhd**, whose share price plunged as much as 40% to 45 sen from 75 sen on Wednesday, before closing at 45.5 sen, was also issued an UMA query.

Weekly Corporate Actions

Date	Country	Key Events
Monday, 15 January, 2024	EU	Industrial Production
Tuesday, 16 January, 2024	JP	Producer Price Index
	UK	Unemployment Rate
	EU	ZEW Economic Sentiment Index
Wednesday, 17 January, 2024	CN	4Q23 GDP Growth Rate
	CN	Industrial Production
	CN	Retail Sales
	CN	Unemployment Rate
	UK	Inflation Rate
	EU	Inflation Rate
	US	Retail Sales
	US	Industrial Production
	US	Manufacturing Production
	JP	Machinery Orders
Thursday, 18 January, 2024	JP	Industrial Production
Friday, 19 January, 2024	JP	Inflation Rate
	UK	Retail Sales
	US	Michigan Consumer Sentiment
	US	Existing Home Sales

Source: TradingEconomics

Weekly Economic Highlights

Company	Corporate Actions	Entitlement	Ex-Date	Last Price (RM)	Dividend Yield
Petra Energy Bhd	Special Cash	0.040	15/1/2024	1.060	3.8%
Hextar Technologies Solutions B	Bonus	15:1	16/1/2024	0.440	-
Edaran Bhd	Interim	0.030	16/1/2024	1.390	2.2%
Syarikat Takaful Malaysia Kelu	Interim	0.140	17/1/2024	3.920	3.6%
Asia File Corp BHD	Interim	0.035	17/1/2024	2.070	1.7%
Kesm Industries Bhd	Final	0.060	17/1/2024	6.980	0.9%
Fraser & Neave Holdings Bhd	Final	0.330	18/1/2024	28.800	1.1%
Fraser & Neave Holdings Bhd	Special Cash	0.170	18/1/2024	28.800	0.6%
VS Industry Bhd	Final	0.005	18/1/2024	0.810	0.6%
Kretam Holdings BHD	Interim	0.005	18/1/2024	0.630	0.8%
Cape Ems Manufacturing M Sdn B	Interim	0.006	18/1/2024	0.960	0.6%
United Malacca Bhd	Interim	0.050	18/1/2024	5.000	10%
Chin Teck Plantations BHD	Special Cash	0.040	18/1/2024	7.580	0.5%
Chin Teck Plantations BHD	Interim	0.080	18/1/2024	7.580	1.1%
ARB Bhd	Dividend in specie	14:1000	19/1/2024	0.090	-
CYL Corp BHD	Interim	0.005	19/1/2024	0.535	0.9%

Source: Apex Securities, Bloomberg

Futures Markets

Futures Kuala Lumpur Composite Index

	JAN	FEB	MAR	APR
CHANGE	-6	-5	-4	-4
OPEN	1,496	1,496	1,484	1,483
High	1,497	1,497	1,484	1,484
Low	1,487	1,489	1,475	1,476
Settle	1,491	1,492	1,478	1,480
Volume	7,176	171	73	27
O.I.	34,636	1,848	2,085	274

Futures Crude Palm Oil

	APR	MAY	JUN	JUL
CHANGE	-27	-40	-43	-38
OPEN	3,895	3,887	3,870	3,817
High	3,902	3,902	3,886	3,835
Low	3,845	3,824	3,805	3,765
Settle	3,855	3,836	3,815	3,772
Volume	1,553	13,867	32,619	12,604
O.I.	8,276	31,333	49,798	34,096

Top Active Stocks By Market Participants

LOCAL			FOREIGN		
Stocks	Value	Price	Stocks	Value	Price
SCIB	328400992	0.835	YTLPOWR	174908865	3.650
YTLPOWR	250991688	3.650	YTL	89702531	2.290
YTL	99973753	2.290	GAMUDA	75562409	5.000
LEFORM	89448614	0.270	SCIB	69335666	0.835
WIDAD	77392852	0.495	MRCB	60394757	0.510
RANHILL	71685670	1.230	CIMB	59598082	6.010
MYEG	62279366	0.795	MAYBANK	45182893	9.060
SIME	61929851	2.430	PBBANK	33371419	4.360
TANCO	61348521	0.655	TM	27855277	5.810
MINETEC	61060721	0.155	TOPGLOV	25712199	0.930

RETAIL			INSTITUTION		
Stocks	Value	Price	Stocks	Value	Price
SCIB	245583678	0.835	YTLPOWR	198289293	3.650
YTLPOWR	118444919	3.650	GAMUDA	124957616	5.000
LEFORM	75678112	0.270	YTL	101360448	2.290
WIDAD	69350053	0.495	CIMB	91912504	6.010
YTL	59916999	2.290	SIME	84371054	2.430
TANCO	55547120	0.655	SCIB	79700382	0.835
MINETEC	46955356	0.155	MAYBANK	63454511	9.060
RANHILL	39893547	1.230	TM	61764539	5.810
MERSEC	39761455	0.750	PBBANK	59938337	4.360
INSAS-WC	37264875	0.380	MYEG	49468732	0.795

APEX SECURITIES BERHAD – CONTACT LIST

APEX SECURITIES BHD**Head Office:**

6th Floor, Menara Apex,
Off Jalan Semenyih,
Bukit Mewah 43000 Kajang,
Selangor Darul Ehsan, Malaysia

General Line: (603) 8736 1118

Mutiara Damansara Office:

5th Floor Menara UAC, 12, Jalan PJU 7/5,
Mutiara Damansara,
47800 Petaling Jaya,
Selangor Darul Ehsan, Malaysia

General Line: (603) 7890 8899

DEALING TEAM**Head Office:**

Kong Ming Ming (ext 2002)
Shirley Chang (ext 2026)
Norisam Bojo (ext 2027)
Ahmad Mujib (ext 2028)

Institutional Dealing Team:

Siti Nur Nadhirah (ext 2032)

PJ Office:

General Line: (603) 7620 1118
Azfar Bin Abdul Aziz (Ext 822)

RESEARCH TEAM**Mutiara Damansara Office:**

Kenneth Leong (ext 2093)
Lee Cherng Wee (ext 2067)
Steven Chong (ext 2068)
Jayden Tan (ext 2069)

DISCLAIMER

Disclaimer: The report is for internal and private circulation only and shall not be reproduced either in part or otherwise without the prior written consent of Apex Securities Berhad. The opinions and information contained herein are based on available data believed to be reliable. It is not to be construed as an offer, invitation or solicitation to buy or sell the securities covered by this report.

Opinions, estimates and projections in this report constitute the current judgment of the author. They do not necessarily reflect the opinion of Apex Securities Berhad and are subject to change without notice. Apex Securities Berhad has no obligation to update, modify or amend this report or to otherwise notify a reader thereof in the event that any matter stated herein, or any opinion, projection, forecast or estimate set forth herein, changes or subsequently becomes inaccurate.

Apex Securities Berhad does not warrant the accuracy of anything stated herein in any manner whatsoever and no reliance upon such statement by anyone shall give rise to any claim whatsoever against Apex Securities Berhad. Apex Securities Berhad may from time to time have an interest in the company mentioned by this report. This report may not be reproduced, copied or circulated without the prior written approval of Apex Securities Berhad.
