















Research Team

(603) 7890 8888



research.dept@apexsecurities.com.my






Global Markets	Close	Change	5-Day Trend
Dow Jones	38,001.81	0.36%	
S&P 500	4,850.43	0.22%	
Nasdaq	15,360.29	0.32%	
FTSE 100	7,487.71	0.35%	
Nikkei 225	36,546.95	1.62%	
Shanghai Composite	2,756.34	-2.68%	
Shenzhen	8,479.55	-3.50%	
Hang Seng	14,961.18	-2.27%	
SET	1,369.92	0.91%	
JCI	7,247.93	0.28%	







Malaysia Markets	Close	Change	5-Day Trend
FBM KLCI	1,491.19	0.32%	
FBM Top 100	10,780.29	0.43%	
FBM Small Cap	16,682.18	1.84%	
FBM ACE	4,833.80	0.91%	

Market Activities	Value	Change
Trading Volume (m)	4,797.20	-11.0%
Trading Value (RM m)	3,122.58	14.2%

Trading Participants	Change
Local Institution	-77.40 43.54%
Retail	-50.50 23.52%
Foreign	127.90 32.93%

Market Breadth	No. of stocks	5-Day Trend
Advancers	652 64.0%	
Decliners	366 36.0%	

Commodities	Close	Change	5-Day Trend
FKLI (Futures)	1,494.00	-0.03%	
3M CPO (Futures)	3,904.00	0.95%	
Rubber (RM/kg)	721.50	-0.55%	
Brent Oil (USD/bbl)	80.06	1.91%	
Gold (USD/oz)	2,022.91	-0.07%	

Forex	Close	Change	5-Day Trend
USD/MYR	4.7308	-0.26%	
SGD/MYR	3.5275	-0.22%	
CNY/MYR	0.6577	-0.25%	
JPY/MYR	3.1959	0.02%	
EUR/MYR	5.1551	-0.39%	
GBP/MYR	6.0102	-0.42%	

Source: Bloomberg, Apex Securities

Positive spillover spur extended rebound

Market Review & Outlook

- Malaysia Market Review.** The FBM KLCI (+0.32%) extended its gain amid mixed regional markets performance after Wall Street ended higher overnight. Similarly, the lower liners closed higher, with all sector closed green except for the Plantation sector. Utilities sector and Construction sector led the gains with +2.14% and +1.86% respectively.
- Global Markets Review.** US stock markets extended their rally by posting second record high close, driven by tech stocks. Investors are eagerly awaiting upcoming corporate reports for insights into this year's profit outlook. Similarly, European stock markets closed higher led by tech stocks, while Asia stock markets finished mixed amid sluggish performance from China and Hong Kong market.
- Market Outlook.** Given the robust and sustained rally in the Wall Street, we opine the positive sentiment may continue to spillover into local bourse. However, cautiousness prevails over the unabated massive sell off/negative sentiments on selected lower liners. For now, investors will be monitoring onto the BNM OPR decision and US GDP data later this week. We are optimistic on technology sector given with positive sentiments of the sector in global market. Meanwhile, investors may look into construction and property sectors with the investment theme of HSR project and Johor SEZ.

FBM KLCI Technical Review & Outlook



Source: Bloomberg

- Technical Commentary:** The FBM KLCI formed another bullish candle to stabilise above the middle range of Bollinger Band yesterday. Indicators remained mixed as the MACD Line hovered marginally below the Signal Line, while the RSI treaded above 50. With the recent rebound, the local bourse may attempt to re-test the resistance at 1,500. Support is pegged at 1,470.

Company News *(source: various)*

- **Dayang Enterprise Holdings Bhd** has received a contract extension for the scope expansion to cover Sarawak Gas (SK Gas) area under contract amendment for the provision of offshore maintenance, construction and modification (MCM) Services for PETRONAS Carigali Sdn Bhd (PCSB).
- **Samaiden Group Bhd's** wholly-owned subsidiary, Samaiden Sdn Bhd and its consortium member JS Solar Sdn Bhd, have won a contract worth RM100mil from NUR Renewables Sdn Bhd to develop a solar power plant at Kulim Hi-Tech Park (KHTP), Kedah.
- **UOA Real Estate Investment Trust's** (UOA REIT) net rental income fell 11.77% to RM18.76 million for the fourth quarter ended Dec 31, 2023 (4QFY2023), from RM21.26 million a year earlier, dragged down by lower gross rental and higher property operating expenses.
- **Jentayu Sustainables Bhd**, whose share price plummeted 58% over the last week, asserted that the recent selling wave does not accurately reflect the company's underlying fundamentals.
- Bursa Malaysia on Monday again froze the lower limit of the share price for **Rapid Synergy Bhd** and **YNH Property Bhd** following a sharp fall in both companies' prices. Bursa Securities previously froze the lower limit for both stocks last Wednesday.
- **Bina Darulaman Bhd** (BDB) has teamed up with Shanghai Youzhu Industry Co Ltd to pursue an industrial waste management project.
- Global Man Capital Sdn Bhd has ceased to be a substantial shareholder in **G3 Global Bhd**, following a disposal of 168.67 million shares or 4.47% in the company via off-market trade.
- **Ajiya Bhd** slipped into a net loss of RM13.02 million in the fourth quarter ended Nov 30, 2023 (4QFY2023), compared to a net profit of RM9.48 million a year ago.
- **PGF Capital Bhd's** net profit rose over two-fold in the third quarter ended Nov 30, 2023 (3QFY2024) to RM5.4 million from RM2.03 million a year ago, driven by higher revenue.
- **TAS Offshore Bhd** (TAS) via its wholly-owned subsidiary has secured shipbuilding contracts for three units of tugboats with a total value of RM22.6 million.
- **Rapid Synergy Bhd** has revealed that the land disposal it had mentioned in an earlier response to an unusual market activity (UMA) query from Bursa Malaysia is in its final stage, with a price tag of RM39 million.

Weekly Corporate Actions

Date	Country	Key Events
Monday, 22 January, 2024	MY	Inflation Rate
Tuesday, 23 January, 2024	JP	Bank of Japan's Interest Rate Decision
Wednesday, 24 January, 2024	MY	Bank Negara's Interest Rate Decision
	EU	HCOB Composite PMI (Flash)
	EU	HCOB Manufacturing PMI (Flash)
	EU	HCOB Services PMI (Flash)
	UK	S&P Global Composite PMI (Flash)
	UK	S&P Global Manufacturing PMI (Flash)
	UK	S&P Global Services PMI (Flash)
	US	S&P Global Composite PMI (Flash)
	US	S&P Global Manufacturing PMI (Flash)
	US	S&P Global Services PMI (Flash)
Thursday, 25 January, 2024	EU	European Central Bank Interest Rate Decision
	US	4Q23 GDP Growth Rate (Advance Reading)
	US	New Home Sales
Friday, 26 January, 2024	JP	Bank of Japan Monetary Policy Meeting Minutes
	US	Pending Home Sales

Source: TradingEconomics

Weekly Economic Highlights

Company	Corporate Actions	Entitlement	Ex-Date	Last Price (RM)	Dividend Yield
Allianz Malaysia Bhd	Interim	0.690	23/1/2024	20.060	3.44%
Kim Loong Resources Bhd	Special Cash	0.030	24/1/2024	2.100	1.43%
Perak Transit Bhd	Interim	0.008	24/1/2024	1.170	0.64%

Source: Apex Securities, Bloomberg

Futures Markets

Futures Kuala Lumpur Composite Index

	JAN	FEB	MAR	APR
CHANGE	7	7	7	9
OPEN	1,492	1,493	1,479	1,482
High	1,497	1,498	1,485	1,485
Low	1,488	1,490	1,477	1,478
Settle	1,494	1,496	1,482	1,484
Volume	6,439	445	365	16
O.I.	36,975	2,460	2,701	281

Futures Crude Palm Oil

	APR	MAY	JUN	JUL
CHANGE	-36	-33	-31	-35
OPEN	3,944	3,942	3,916	3,870
High	3,959	3,959	3,941	3,898
Low	3,923	3,918	3,901	3,860
Settle	3,928	3,921	3,904	3,864
Volume	662	4,703	17,411	4,145
O.I.	4,746	28,125	53,691	36,291

Top Active Stocks By Market Participants

LOCAL			FOREIGN		
Stocks	Value	Price	Stocks	Value	Price
YNHPROP	143778058	0.555	PBBANK	130535957	4.340
SCIB	135203932	0.435	YTLPOWR	113358177	3.800
YTLPOWR	117630886	3.800	CIMB	110442122	5.970
UEMS	110619955	1.060	YTL	91205195	2.290
RHBBANK	69157704	5.570	MAYBANK	84419305	9.010
SUNWAY	63082568	2.500	TM	66748785	5.920
YTL	61172289	2.290	TENAGA	58289133	10.480
CIMB	60620609	5.970	UEMS	42645331	1.060
PBBANK	51436927	4.340	DIALOG	42443649	1.810
MAYBANK	50744273	9.010	PMETAL	41469824	4.780

RETAIL			INSTITUTION		
Stocks	Value	Price	Stocks	Value	Price
SCIB	101100667	0.435	PBBANK	174331442	4.340
YNHPROP	75140213	0.555	CIMB	165623332	5.970
UEMS	61224677	1.060	YTLPOWR	123796578	3.800
YTLPOWR	59175950	3.800	MAYBANK	110667358	9.010
YTL	34281644	2.290	YTL	96762430	2.290
IWCITY	31543552	0.895	TENAGA	92808875	10.480
WIDAD	30513840	0.135	TM	90214508	5.920
JSB	28969843	0.545	RHBBANK	89970021	5.570
PERTAMA	28691090	2.650	AIRPORT	72166523	7.650
EKOVEST	28247353	0.575	SUNWAY	72122134	2.500

APEX SECURITIES BERHAD – CONTACT LIST

APEX SECURITIES BHD**Head Office:**

6th Floor, Menara Apex,
Off Jalan Semenyih,
Bukit Mewah 43000 Kajang,
Selangor Darul Ehsan, Malaysia

General Line: (603) 8736 1118

Mutiara Damansara Office:

5th Floor Menara UAC, 12, Jalan PJU 7/5,
Mutiara Damansara,
47800 Petaling Jaya,
Selangor Darul Ehsan, Malaysia

General Line: (603) 7890 8899

DEALING TEAM**Head Office:**

Kong Ming Ming (ext 2002)
Shirley Chang (ext 2026)
Norisam Bojo (ext 2027)
Ahmad Mujib (ext 2028)

Institutional Dealing Team:

Siti Nur Nadhirah (ext 2032)

PJ Office:

General Line: (603) 7620 1118
Azfar Bin Abdul Aziz (Ext 822)

RESEARCH TEAM**Mutiara Damansara Office:**

Kenneth Leong (ext 2093)
Lee Cherng Wee (ext 2067)
Steven Chong (ext 2068)
Jayden Tan (ext 2069)

DISCLAIMER

Disclaimer: The report is for internal and private circulation only and shall not be reproduced either in part or otherwise without the prior written consent of Apex Securities Berhad. The opinions and information contained herein are based on available data believed to be reliable. It is not to be construed as an offer, invitation or solicitation to buy or sell the securities covered by this report.

Opinions, estimates and projections in this report constitute the current judgment of the author. They do not necessarily reflect the opinion of Apex Securities Berhad and are subject to change without notice. Apex Securities Berhad has no obligation to update, modify or amend this report or to otherwise notify a reader thereof in the event that any matter stated herein, or any opinion, projection, forecast or estimate set forth herein, changes or subsequently becomes inaccurate.

Apex Securities Berhad does not warrant the accuracy of anything stated herein in any manner whatsoever and no reliance upon such statement by anyone shall give rise to any claim whatsoever against Apex Securities Berhad. Apex Securities Berhad may from time to time have an interest in the company mentioned by this report. This report may not be reproduced, copied or circulated without the prior written approval of Apex Securities Berhad.
