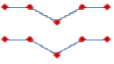
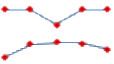
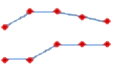
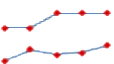
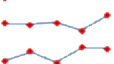
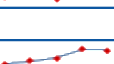
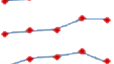
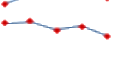


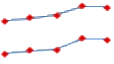
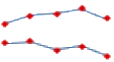




Research Team

(603) 7890 8888

research.dept@apexsecurities.com.my

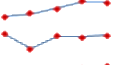
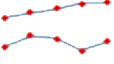
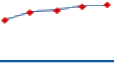
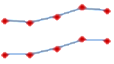
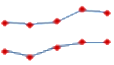
Global Markets	Close	Change	5-Day Trend
Dow Jones	38,612.24	0.13%	
S&P 500	4,981.80	0.13%	
Nasdaq	15,580.87	0.32%	
FTSE 100	7,662.51	-0.73%	
Nikkei 225	38,262.16	-0.26%	
Shanghai Composite	2,950.96	0.97%	
Shenzhen	8,975.97	0.79%	
Hang Seng	16,503.10	0.57%	
SET	1,393.61	0.91%	
JCI	7,349.02	-0.05%	

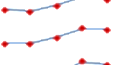
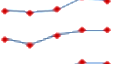
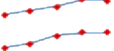



Malaysia Markets	Close	Change	5-Day Trend
FBM KLCI	1,552.40	-0.21%	
FBM Top 100	11,175.97	-0.20%	
FBM Small Cap	17,087.39	-0.76%	
FBM ACE	4,837.49	-0.88%	

Market Activities	Value	Change
Trading Volume (m)	3,653.45	-1.3%
Trading Value (RM m)	2,712.92	-7.7%

Trading Participants	Value	Change
Local Institution	-76.20	45.31%
Retail	5.50	19.01%
Foreign	70.70	35.69%

Market Breadth	No. of stocks	5-Day Trend
Advancers	390	37.6%
Decliners	648	62.4%

Commodities	Close	Change	5-Day Trend
FKLI (Futures)	1,554.50	0.00%	
3M CPO (Futures)	3,863.00	-0.16%	
Rubber (RM/kg)	737.50	0.20%	
Brent Oil (USD/bbl)	83.03	0.84%	
Gold (USD/oz)	2,030.04	-0.21%	

Forex	Close	Change	5-Day Trend
USD/MYR	4.7943	0.09%	
SGD/MYR	3.5670	0.03%	
CNY/MYR	0.6667	0.09%	
JPY/MYR	3.1960	0.24%	
EUR/MYR	5.1778	0.08%	
GBP/MYR	6.0463	0.03%	

Source: Bloomberg, Apex Securities

Global stock market sentiment faltered

Market Review & Outlook

- Malaysia Market Review.** The FBM KLCI took a breather on yesterday, slipping -0.21% in line with the mixed performance of regional stock markets. However, continued buying support from foreign funds helped cushion the downside of the main index. Lower liners also closed in the red alongside the key index. The energy sector was the biggest loser after previous session surge, primarily dragged down by lower oil prices.
- Global Markets Review.** Wall Street closed mixed following the release of FOMC minutes meeting that reaffirmed expectations of no imminent interest rate cuts. The Nasdaq closed lower ahead of Nvidia's earnings. European stock markets also edged lower. Asian stock markets ended mixed, reflecting the performance of the US stock market on Tuesday.
- Market Outlook.** We anticipate the FBM KLCI to trade flat today, influenced by weakened global stock market sentiment, of which any downside will be supported influx of foreign funds inflows. The lower liners may brace for a consolidation following the recent rally. Meanwhile, semiconductor stocks are expected to attract buying interest following Nvidia's better-than-expected earnings and guidance, along with the surge in Nasdaq futures. Additionally, O&G counters may resume their uptrend after the rebound in oil prices, driven by market assessments of near-term supply tightness due to geopolitical tensions in the Middle East. We remain bullish export-related stocks as the prolonged high interest rates in the US is likely to weaken the Ringgit against the US Dollar.

FBM KLCI Technical Review & Outlook



Source: Bloomberg

- Technical Commentary:** The FBM KLCI halted a three-day winning run as the key index formed a mild pullback yesterday. Indicators, however, remained positive as MACD Line hovers above Signal Line, while RSI trends above 70. Consolidation may beckon following the recent stellar performance. Next resistance is located at 1,570. Meanwhile, support is pegged at 1,500.

Company News *(source: various)*

- **Sunway Construction Group Bhd's** (SunCon) unit, Sunway Construction Sdn Bhd (SCBB) has bagged a contract worth RM720.98 million from Sunway Lost World Water Park Sdn Bhd, in a related party transaction.
- **Petronas Chemicals Group Bhd** (PCG) has signed a memorandum of understanding with Sarawak state-owned Sarawak Petchem Sdn Bhd to conduct a joint feasibility study to develop a low-carbon ammonia and urea plant in Bintulu.
- **Reneuco Bhd** and **Citaglobal Bhd** said that their consortium has secured a 30-year concession to supply electricity to the East Coast Rail Line (ECRL).
- **Sime Darby Bhd's** net profit for the second quarter ended Dec 31, 2023 (2QFY2024) surged to RM2.29 billion from RM389 million, due mainly to the RM2 billion gain on the disposal of Ramsay Sime Darby Health Care in December 2023.
- **Malaysian Pacific Industries Bhd** (MPI) said its net profit surged over 75% to RM32.15 million in the second quarter ended Dec 31, 2023 from a year earlier thanks to lower expenses, as it also logged other operating income.
- The Israel-Palestine conflict boycott of the Starbucks franchise dragged **Berjaya Food Bhd** (BFood) down to a record net loss of RM42.58 million for the second quarter ended Dec 31, 2023 (2QFY2024) against a net profit of RM35.49 million a year earlier.
- **Apex Healthcare Bhd** said its net profit fell 42.41% to RM20.06 million in the fourth quarter from a year earlier but declared a special dividend following a record year thanks to a disposal gain.
- **Hong Leong Industries Bhd's** (HLI) net profit for the second quarter jumped 39.36% year-on-year to RM102.47 million, attributed mainly to a favourable sales mix of motorcycle models and a disposal gain on its fibre cement board manufacturing business.
- **LBS Bina Group Bhd** reported a 31% growth in its fourth quarter net profit to RM36.55 million, underpinned by increased contribution from its property development business and better progress of construction activities.
- **Sunway Bhd** closed its fourth quarter for the financial year 2023 (4QFY2023) with a 29.8% year-on-year jump in net profit to RM265.9 million and its highest annual revenue of RM6.14 billion since the group's listing in 2011.

Weekly Corporate Actions

Company	Corporate Actions	Entitlement	Ex-Date	Last Price (RM)	Dividend Yield
Westports Holdings Bhd	Interim	0.087	19/2/2024	3.830	2.3%
British American Tobacco Malay	Interim	0.150	20/2/2024	9.020	1.7%
Zhulian Corp Bhd	Special Cash	0.010	20/2/2024	1550	0.6%
Zhulian Corp Bhd	Interim	0.030	20/2/2024	1550	1.9%
AME Real Estate Investment Tru	Distribution	0.019	20/2/2024	1310	1.4%
AE Multi Holdings Bhd	Share Consolidation	10:1	20/2/2024	0.015	-
KLCCP Stapled Group	Interim	0.144	21/2/2024	7.650	1.9%
Capitaland Malaysia Trust	Distribution	0.022	21/2/2024	0.650	3.4%
VS Industry Bhd	Interim	0.003	22/2/2024	0.730	0.4%
Analabs Resources BHD	Interim	0.021	23/2/2024	1750	1.2%

Source: Bloomberg, Apex Securities

Weekly Economic Highlights

Date	Country	Key Events
Monday, 19 February, 2024	JP	Machinery Orders
Thursday, 22 February, 2024	US	FOMC Minutes
	EU	Inflation Rate
	US	Existing Home Sales
Friday, 23 February, 2024	MY	Inflation Rate

Source: TradingEconomics, Apex Securities

Futures Markets

Futures Kuala Lumpur Composite Index

	Mar	Apr	Jul	Oct
CHANGE	-4	-4	-3	-5
OPEN	1,558	1,538	1,542	1,533
High	1,564	1,544	1,549	1,541
Low	1,550	1,532	1,539	1,529
Settle	1,555	1,536	1,541	1,532
Volume	10,548	1,481	151	174
O.I.	43,751	6,075	339	446

Futures Crude Palm Oil

	Mar	Apr	May	Jun
CHANGE	-12	5	8	2
OPEN	3,989	3,906	3,862	3,800
High	4,020	3,959	3,914	3,855
Low	3,929	3,864	3,824	3,773
Settle	3,971	3,908	3,863	3,802
Volume	2,467	13,998	41,274	12,049
O.I.	7,670	38,026	65,063	31,191

Top Active Stocks By Market Participants

LOCAL			FOREIGN		
Stocks	Value	Price	Stocks	Value	Price
YTLPOWR	140403779	3.900	YTLPOWR	143199553	3.900
PBBANK	106701845	4.510	DIALOG	126125447	2.200
DIALOG	88047536	2.200	PBBANK	115230344	4.510
MAYBANK	82468324	9.530	MAYBANK	112834615	9.530
YTL	73150193	2.220	CIMB	108976958	6.420
MYEG	55327948	0.780	YTL	72836279	2.220
SIME	53836897	2.630	TENAGA	57786263	11.380
TEOSEN	51883792	2.200	SIME	40961348	2.630
FRONTKN	49500241	3.560	PCHEM	37733968	7.050
QL	40805466	5.900	AXIATA	35759342	2.790

RETAIL			INSTITUTION		
Stocks	Value	Price	Stocks	Value	Price
YTLPOWR	35944402	3.900	YTLPOWR	216950313	3.900
TEOSEN	32901567	2.200	PBBANK	188822142	4.510
PERTAMA	28526639	2.670	MAYBANK	174304308	9.530
EKOVES	22620579	0.500	DIALOG	162590400	2.200
DIALOG	22379888	2.200	CIMB	144548057	6.420
PBBANK	22233065	4.510	YTL	127740148	2.220
MAYBANK	15609003	9.530	SIME	84764874	2.630
LHI	15024522	0.685	TENAGA	80678907	11.380
UEMS	14321246	1.030	FRONTKN	63116931	3.560
YTL	12596120	2.220	AXIATA	60795789	2.790

APEX SECURITIES BERHAD – CONTACT LIST

APEX SECURITIES BHD**Head Office:**

6th Floor, Menara Apex,
Off Jalan Semenyih,
Bukit Mewah 43000 Kajang,
Selangor Darul Ehsan, Malaysia

General Line: (603) 8736 1118

Mutiara Damansara Office:

5th Floor Menara UAC, 12, Jalan PJU 7/5,
Mutiara Damansara,
47800 Petaling Jaya,
Selangor Darul Ehsan, Malaysia

General Line: (603) 7890 8899

DEALING TEAM**Head Office:**

Kong Ming Ming (ext 2002)
Shirley Chang (ext 2026)
Norisam Bojo (ext 2027)
Ahmad Mujib (ext 2028)

Institutional Dealing Team:

Siti Nur Nadhirah (ext 2032)

PJ Office:

General Line: (603) 7620 1118
Azfar Bin Abdul Aziz (Ext 822)

RESEARCH TEAM**Mutiara Damansara Office:**

Kenneth Leong (ext 2093)
Lee Cherng Wee (ext 2067)
Steven Chong (ext 2068)
Jayden Tan (ext 2069)

DISCLAIMER

Disclaimer: The report is for internal and private circulation only and shall not be reproduced either in part or otherwise without the prior written consent of Apex Securities Berhad. The opinions and information contained herein are based on available data believed to be reliable. It is not to be construed as an offer, invitation or solicitation to buy or sell the securities covered by this report.

Opinions, estimates and projections in this report constitute the current judgment of the author. They do not necessarily reflect the opinion of Apex Securities Berhad and are subject to change without notice. Apex Securities Berhad has no obligation to update, modify or amend this report or to otherwise notify a reader thereof in the event that any matter stated herein, or any opinion, projection, forecast or estimate set forth herein, changes or subsequently becomes inaccurate.

Apex Securities Berhad does not warrant the accuracy of anything stated herein in any manner whatsoever and no reliance upon such statement by anyone shall give rise to any claim whatsoever against Apex Securities Berhad. Apex Securities Berhad may from time to time have an interest in the company mentioned by this report. This report may not be reproduced, copied or circulated without the prior written approval of Apex Securities Berhad.
