















Research Team

(603) 7890 8888

research.dept@apexsecurities.com.my






Global Markets	Close	Change	5-Day Trend
Dow Jones	38,769.66	+0.12%	
S&P 500	5,117.94	+0.11%	
Nasdaq	16,019.27	+0.41%	
FTSE 100	7,669.23	+0.12%	
Nikkei 225	38,820.49	+2.19%	
Shanghai Composite	3,068.46	+0.74%	
Shenzhen	9,581.53	+2.27%	
Hang Seng	16,587.57	+0.43%	
SET	1,380.23	+0.45%	
JCI	7,381.91	+0.11%	







Malaysia Markets	Close	Change	5-Day Trend
FBM KLCI	1,544.71	+0.31%	
FBM Top 100	11,120.51	+0.29%	
FBM Small Cap	16,732.63	+0.17%	
FBM ACE	4,698.64	+0.20%	

Market Activities	Trading Value (RM m)	Change
Trading Value (RM m)	2,711.70	-0.7%

Trading Participants	Change
Local Institution	127.20 44.21%
Retail	-35.30 23.93%
Foreign	-92.00 31.86%

Market Breadth	No. of stocks	Ratio
Advancers	523	52.9%
Decliners	465	47.1%

Commodities	Close	Change	5-Day Trend
FKLI (Futures)	1,527.00	+0.59%	
3M CPO (Futures)	4,131.00	+0.90%	
Rubber (RM/kg)	757.50	+0.27%	
Brent Oil (USD/bbl)	82.43	-0.09%	
Gold (USD/oz)	2,186.70	+0.37%	

Forex	Close	Change	5-Day Trend
USD/MYR	4.6810	+0.04%	
SGD/MYR	3.5181	+0.81%	
CNY/MYR	0.6520	+0.00%	
JPY/MYR	0.0319	+0.03%	
EUR/MYR	5.1209	+0.14%	
GBP/MYR	5.9995	+0.41%	

Source: Bloomberg, Apex Securities

All eyes on US inflation data

Market Review & Outlook

- Malaysia Market Review.** The FBM KLCI (+0.31%) extended its recovery for a third day led by buying interest in selected blue chip stocks. However, the lower liners were downbeat with the construction sector (+0.38%) outperformed, while the energy sector (-0.36%) suffered from the weakness in crude oil price.
- Global Markets Review.** Wall Street was mixed with the S&P 500 and Nasdaq fell -0.11% and -0.37% respectively, while the Dow rebounded +0.12% as investor took a more cautious approach ahead of the release of US inflation data. European markets ended lower as shares of Austria's Raiffeisen Bank tumbled amid concerns that it could face US sanctions for business transactions with Russia, while Asian equities retreated.
- Market Outlook.** The FBM KLCI is expected to maintain a sideways trend as investors await the release of US CPI data that could heavily influence the Federal Reserve's interest rate path. The lower liners may also see weakness on the back tepid trading sentiment. Economic wise, all eyes will be focusing on Malaysia's industrial production, US inflation and UK unemployment rate to be release this tonight. The construction sector may continue to ride onto government's plans to expedite numerous large-scale projects. Besides that, the firmer CPO prices that broke above RM4,100/MT mark may alleviate trading interest within plantation sector. We also favour the logistics sector after the government widens scope of service tax exemption for logistics business-to-business (B2B) transactions.

FBM KLCI Technical Review & Outlook



Source: Bloomberg

- Technical Commentary:** The FBM KLCI formed another bullish candle as the key index extended its gains yesterday. Indicators, however, remained mixed as the MACD Line lingered below the Signal Line, while the RSI remains above 50. A consolidation is on the cards with resistance located at 1,570. Support is pegged around 1,500.

Company News *(source: various)*

- **Flexidynamic Holdings Bhd** has received a letter of award worth RM12.4mil from Usaha Pammek Sdn Bhd for the supply and installation of mechanical and electrical works for the water treatment plant and intake at Loji Rawatan Air Bukit Chupak, Jajahan Gua Musang, Kelantan.
- **MyEG Services Bhd** has acquired a 14.4% stake in **HeiTech Padu Bhd** for RM31.25 million via its unit MyEG Capital Sdn Bhd through the open market and direct business transactions.
- **HeiTech Padu** announced that it has secured a contract extension worth RM13.11 million for the provision of maintenance services to the Malaysian Immigration System (MyIMMs).
- **Rexit Bhd** announced a few changes to its boardroom, with the appointment of Datuk Seow Gim Shen as its new chief executive officer effective Monday, succeeding Datuk Chung Hon Cheong who stepped down on the same day.
- **Destini Bhd** announced the resignation of former Dewan Rakyat speaker Tan Sri Azhar Azizan Harun as its independent and non-executive chairman, after a nine-month tenure at the helm, due to his personal commitments.
- **Perak Corporation Bhd** has signed a development agreement to move forward with a housing project that will help rescue the financially troubled state-owned real estate developer.
- **UMediC Group Bhd's** net profit for the second quarter ended Jan 31, 2024 (2QFY2024) fell 14.8% to RM2.48 million, from RM2.91 million a year earlier, due mainly to decrease orders for the marketing and distribution segments.

Weekly Corporate Actions

Stock Code	Corporate Actions	Entitlement	Ex-Date	Last Price (RM)	Dividend Yield
PA	Dividend	0.005	11/3/2024	0.345	1.4%
PETGAS	Dividend	0.220	11/3/2024	17.940	1.2%
SYNERGY	Dividend	0.006	11/3/2024	0.850	0.7%
D&O	Dividend	0.003	11/3/2024	3.120	0.1%
LPI	Dividend	0.400	11/3/2024	12.680	3.2%
PETDAG	Dividend	0.270	11/3/2024	22.080	1.2%
SCICOM	Dividend	0.020	11/3/2024	1.110	1.8%
INNO	Dividend	0.030	11/3/2024	1.570	1.9%
KPPROP	Dividend	0.010	11/3/2024	0.740	1.4%
LIHEN	Dividend	0.020	11/3/2024	0.995	2.0%
DAYANG	Dividend	0.030	11/3/2024	2.230	1.3%
KOTRA	Dividend	0.125	11/3/2024	4.890	2.6%
CYBERE	Share Consolidation	1:10	11/3/2024	0.100	-
ATECH	Dividend	0.025	12/3/2024	2.680	0.9%
MAGNUM	Dividend	0.020	12/3/2024	1.150	1.7%
PARAMON	Dividend	0.040	12/3/2024	1.150	3.5%
CENGILD	Dividend	0.004	12/3/2024	0.290	1.3%
DOMINAN	Dividend	0.010	12/3/2024	0.755	1.3%
OCK	Dividend	0.010	12/3/2024	0.560	1.8%
UCHITEC	Dividend	0.050	12/3/2024	3.950	1.3%
ULICORP	Dividend	0.020	12/3/2024	1.380	1.4%
WEGMANS	Dividend	0.005	12/3/2024	0.190	2.6%
DELEUM	Dividend	0.037	12/3/2024	1.300	2.8%
PICHEM	Dividend	0.050	12/3/2024	6.810	0.7%
GTRONIC	Dividend	0.020	12/3/2024	1.370	1.5%
TM	Dividend	0.105	12/3/2024	5.940	1.8%
WELLCAL	Dividend	0.020	12/3/2024	1.670	1.2%
LTKM	Dividend	0.100	12/3/2024	1.550	6.5%
MAYBANK	Dividend	0.310	13/3/2024	9.750	3.2%
ABLEGLOB	Dividend	0.020	13/3/2024	1.740	1.1%
PBBANK	Dividend	0.100	13/3/2024	4.290	2.3%
PMETAL	Dividend	0.018	13/3/2024	4.550	0.4%
HSPLANT	Dividend	0.053	13/3/2024	1.920	2.8%
MISC	Dividend	0.120	13/3/2024	7.500	1.6%
PRESTAR	Dividend	0.015	13/3/2024	0.435	3.4%
INTA	Dividend	0.005	13/3/2024	0.285	1.8%
ITMAX	Dividend	0.012	13/3/2024	2.290	0.5%
OPENSYS	Dividend	0.005	13/3/2024	0.385	1.2%
KOSSAN	Dividend	0.020	13/3/2024	1.820	1.1%
ARREIT	Dividend	0.004	14/3/2024	0.380	0.9%
DSONIC	Dividend	0.005	14/3/2024	0.445	1.1%
JTIASA	Dividend	0.025	14/3/2024	1.460	1.7%
MFLOUR	Dividend	0.015	14/3/2024	0.645	2.3%
QL	Dividend	0.030	14/3/2024	5.960	0.5%
TIMECOM	Dividend	0.152	14/3/2024	5.350	2.8%
AMWAY	Dividend	0.450	14/3/2024	7.690	5.9%
GENP	Dividend	0.090	14/3/2024	6.120	1.5%
GENP	Dividend	0.040	14/3/2024	6.120	0.7%
HLBANK	Dividend	0.250	14/3/2024	19.500	1.3%
HLFG	Dividend	0.180	14/3/2024	16.560	1.1%
OFI	Dividend	0.020	14/3/2024	1.960	1.0%
RPLANET	Dividend	0.004	14/3/2024	0.200	1.8%
APM	Dividend	0.110	14/3/2024	2.890	3.8%
BPPLAS	Dividend	0.015	14/3/2024	1.290	1.2%
HARBOUR	Dividend	0.030	14/3/2024	1.240	2.4%
PADINI	Dividend	0.025	14/3/2024	3.380	0.7%
TALIWRK	Dividend	0.010	14/3/2024	0.755	1.3%
INARI	Dividend	0.022	14/3/2024	3.110	0.7%
N2N	Dividend	0.010	14/3/2024	0.480	2.1%
QES	Dividend	0.005	14/3/2024	0.530	0.9%
SENFONG	Dividend	0.015	14/3/2024	0.940	1.6%
CDB	Dividend	0.035	14/3/2024	4.220	0.8%
SUNCON	Dividend	0.030	14/3/2024	2.590	1.2%
CIMB	Dividend	0.255	15/3/2024	6.650	3.8%
BJMB	Dividend	0.042	15/3/2024	2.570	1.6%
KITACON	Dividend	0.010	15/3/2024	0.605	1.7%
HPMT	Dividend	0.004	15/3/2024	0.325	1.1%
OPPSTAR	Dividend	0.005	15/3/2024	1.180	0.4%
PPHB	Dividend	0.004	15/3/2024	0.770	0.5%
SLP	Dividend	0.013	15/3/2024	0.950	1.3%
YENHER	Dividend	0.015	15/3/2024	0.875	1.7%

Source: Bloomberg, Apex Securities

Weekly Economic Highlights

Date	Country	Key Events
Monday, 11 March, 2024	JP	4Q2023 GDP Growth Rate
	US	Consumer Inflation Expectations
Tuesday, 12 March, 2024	JP	Producer Price Index
	MY	Industrial Production
	UK	Unemployment Rate
	US	Inflation Rate
Wednesday, 13 March, 2024	UK	Manufacturing Production
	UK	Industrial Production
	EU	Manufacturing Production
	EU	Industrial Production
Thursday, 14 March, 2024	US	Retail Sales
	US	Producer Price Index
Friday, 15 March, 2024	US	Industrial Production
	US	Manufacturing Production
	US	Michigan Consumer Sentiment (Preliminary)

Source: TradingEconomics, Apex Securities

Futures Markets

Futures Kuala Lumpur Composite Index

	Mar	Apr	Jun	Sep
CHANGE	9	10	10	9
OPEN	1,518	1,519	1,524	1,515
High	1,532	1,533	1,533	1,523
Low	1,517	1,519	1,524	1,515
Settle	1,527	1,529	1,533	1,523
Volume	5,990	149	33	36
O.I.	55,732	540	454	516

Futures Crude Palm Oil

	Mar	Apr	May	Jun
CHANGE	2	27	39	48
OPEN	4,150	4,185	4,104	3,997
High	4,185	4,211	4,139	4,039
Low	4,135	4,121	4,050	3,956
Settle	4,181	4,179	4,094	3,982
Volume	110	2,978	27,326	12,155
O.I.	1,367	25,024	107,344	53,773

Top Market Participants

LOCAL			FOREIGN		
Stocks	Value	Price	Stocks	Value	Price
GENTING	173409897	5.100	AMBANK	283327758	3.980
AMBANK	116110073	3.980	CIMB	164286387	6.670
YTLPOWR	109602684	3.670	MAYBANK	141941899	9.820
MAYBANK	107859085	9.820	YTLPOWR	124669270	3.670
HLBANK	48205074	19.580	GENTING	114756875	5.100
YTL	43546876	2.510	PBBANK	94978013	4.300
PBBANK	39367416	4.300	YTL	69163278	2.510
TENAGA	38041254	11.240	GAMUDA	62072214	5.130
CLOUDPT	36554104	0.650	INARI	36527296	3.110
GENM	35086021	2.900	RHBBANK	31666686	5.650

RETAIL			INSTITUTION		
Stocks	Value	Price	Stocks	Value	Price
GENTING	99974634	5.100	AMBANK	318254452	3.980
YTLPOWR	30722272	3.670	MAYBANK	200329678	9.820
PERTAMA	27728745	2.560	CIMB	181882027	6.670
AMBANK	27609143	3.980	YTLPOWR	173888340	3.670
THETA	26321287	1.430	GENTING	122761739	5.100
MAYBANK	25571810	9.820	PBBANK	116623351	4.300
HTPADU	20847108	2.990	YTL	85870841	2.510
CLOUDPT	19027260	0.650	GAMUDA	76741215	5.130
TANCO	17612306	0.770	TENAGA	58077202	11.240
MBSB	17481820	0.800	HLBANK	56734990	19.580

APEX SECURITIES BERHAD – CONTACT LIST

APEX SECURITIES BHD**Head Office:**

6th Floor, Menara Apex,
Off Jalan Semenyih,
Bukit Mewah 43000 Kajang,
Selangor Darul Ehsan, Malaysia

General Line: (603) 8736 1118

Mutiara Damansara Office:

5th Floor Menara UAC, 12, Jalan PJU 7/5,
Mutiara Damansara,
47800 Petaling Jaya,
Selangor Darul Ehsan, Malaysia

General Line: (603) 7890 8899

DEALING TEAM**Head Office:**

Kong Ming Ming (ext 2002)
Shirley Chang (ext 2026)
Norisam Bojo (ext 2027)
Ahmad Mujib (ext 2028)

Institutional Dealing Team:

Siti Nur Nadhirah (ext 2032)

PJ Office:

General Line: (603) 7620 1118
Azfar Bin Abdul Aziz (Ext 822)

RESEARCH TEAM**Mutiara Damansara Office:**

Kenneth Leong (ext 2093)
Lee Cherng Wee (ext 2067)
Steven Chong (ext 2068)
Jayden Tan (ext 2069)

DISCLAIMER

Disclaimer: The report is for internal and private circulation only and shall not be reproduced either in part or otherwise without the prior written consent of Apex Securities Berhad. The opinions and information contained herein are based on available data believed to be reliable. It is not to be construed as an offer, invitation or solicitation to buy or sell the securities covered by this report.

Opinions, estimates and projections in this report constitute the current judgment of the author. They do not necessarily reflect the opinion of Apex Securities Berhad and are subject to change without notice. Apex Securities Berhad has no obligation to update, modify or amend this report or to otherwise notify a reader thereof in the event that any matter stated herein, or any opinion, projection, forecast or estimate set forth herein, changes or subsequently becomes inaccurate.

Apex Securities Berhad does not warrant the accuracy of anything stated herein in any manner whatsoever and no reliance upon such statement by anyone shall give rise to any claim whatsoever against Apex Securities Berhad. Apex Securities Berhad may from time to time have an interest in the company mentioned by this report. This report may not be reproduced, copied or circulated without the prior written approval of Apex Securities Berhad.
