

















Research Team

(603) 7890 8888

research.dept@apexsecurities.com.my






Global Markets	Close	Change	5-Day Trend
Dow Jones	39,005.49	0.61%	
S&P 500	5,175.27	1.12%	
Nasdaq	16,265.64	1.54%	
FTSE 100	7,747.81	1.02%	
Nikkei 225	38,797.51	0.06%	
Shanghai Composite	3,055.94	0.41%	
Shenzhen	9,630.55	0.51%	
Hang Seng	17,093.50	1.05%	
SET	1,379.63	0.04%	
JCI	7,381.91	0.11%	







Malaysia Markets	Close	Change	5-Day Trend
FBM KLCI	1,554.56	0.64%	
FBM Top 100	11,181.69	0.55%	
FBM Small Cap	16,705.97	0.16%	
FBM ACE	4,722.01	0.50%	

Market Activities			
Trading Volume (m)	4,283.85	17.4%	
Trading Value (RM m)	2,930.77	8.1%	

Trading Participants	Change	
Local Institution	-24.00	40.23%
Retail	-22.50	20.09%
Foreign	46.50	39.68%

Market Breadth	No. of stocks	5-Day Trend
Advancers	512	51.8%
Decliners	477	48.2%

Commodities	Close	Change	5-Day Trend
FKLI (Futures)	1,540.00	0.16%	
3M CPO (Futures)	4,129.00	0.94%	
Rubber (RM/kg)	755.00	0.40%	
Brent Oil (USD/bbl)	81.92	0.35%	
Gold (USD/oz)	2,176.54	0.88%	

Forex	Close	Change	5-Day Trend
USD/MYR	4.6782	0.08%	
SGD/MYR	3.5148	0.17%	
CNY/MYR	0.6514	0.09%	
JPY/MYR	3.1757	0.22%	
EUR/MYR	5.1136	0.11%	
GBP/MYR	5.9837	0.48%	

Uptrend persists

Market Review & Outlook

- Malaysia Market Review.** The FBM KLCI (+0.31%) extended gains for the fourth day led by buying interest in banking stocks such as Maybank and CIMB. However, the lower liners were downbeat while the healthcare sector (+1.65%) outperformed.
- Global Markets Review.** Wall Street rebounded despite the higher-than-expected inflation rate as investor anticipation on the timing of inflation cut remain unchanged in June 2024. Similarly, both European markets Asian equities ended higher in tandem with the recovery in the US market.
- Market Outlook.** Although the US CPI rose slightly above the February estimate of 3.1% to 3.2%, market sentiment remains positive in view that the world largest economy health remains intact. We anticipate the robust performance on Wall Street may positively influence the local stock market, leading to a sustained upward trend. The improved market sentiment also presents further upsides on the lower liners as trading interest returns. Economic wise, all eyes will be focusing on both UK and EU industrial and manufacturing production data to be release this tonight. Looking ahead, we believe the buying interest may spillover towards the technology sector on the local front, mirroring the recovery in Nasdaq. Meanwhile, we continue to favour the plantation sector that is riding onto the higher CPO prices.

FBM KLCI Technical Review & Outlook



Source: Bloomberg

- Technical Commentary:** The FBM KLCI formed another bullish candle to march higher for the fourth straight session yesterday. Indicators, however, remained mixed as the MACD Line lingered below the Signal Line, while the RSI remains above 50. Mild upward bias tone is expected to lift the key index towards the near-term resistance located at 1,570. Support is pegged around 1,500.

Company News *(source: various)*

- **Hextar Technologies Solutions Bhd** (HexTech) has entered into a sale and purchase agreement (SPA) with Dataran Ehsan Sdn Bhd to dispose of land in Klang for RM8.78mil cash.
- **CTOS Digital Bhd** said it is business as usual for the group as the recent court decision against its subsidiary does not prevent it from continuing to provide credit score services.
- **Microlink Solutions Bhd**, whose share price plunged to its lowest in more than two years on Monday, said it is not aware of any possible explanation for the unusual market activity (UMA).
- **Eversendai Corp Bhd** said its unit is currently in talks with the Inland Revenue Board (IRB) to withdraw the winding-up petition initiated by the IRB, following the settlement of the amount allegedly owed.
- **Sarawak Consolidated Industries Bhd's** (SCIB) RM97.75 million contract with Landasan Kapital (M) Sdn Bhd has fallen through following a mutual termination between the two parties.
- Financially troubled **Sapura Energy Bhd** has been granted a three-month extension by the Corporate Debt Restructuring Committee (CDRC) to push the deadline of its standstill period, which shields it from actions from its multi-currency financing creditors, to June 10.
- **UEM Sunrise Bhd** has appointed Datuk Azmar Talib as one of its independent non-executive directors, effective March 11.

Weekly Corporate Actions

Stock Code	Corporate Actions	Entitlement	Ex-Date	Last Price (RM)	Dividend Yield
PA	Dividend	0.005	11/3/2024	0.345	1.4%
PETGAS	Dividend	0.220	11/3/2024	17.940	1.2%
SYNERGY	Dividend	0.006	11/3/2024	0.850	0.7%
D&O	Dividend	0.003	11/3/2024	3.120	0.1%
LPI	Dividend	0.400	11/3/2024	12.680	3.2%
PETDAG	Dividend	0.270	11/3/2024	22.080	1.2%
SCICOM	Dividend	0.020	11/3/2024	1.110	1.8%
INNO	Dividend	0.030	11/3/2024	1.570	1.9%
KPPROP	Dividend	0.010	11/3/2024	0.740	1.4%
LIHEN	Dividend	0.020	11/3/2024	0.995	2.0%
DAYANG	Dividend	0.030	11/3/2024	2.230	1.3%
KOTRA	Dividend	0.125	11/3/2024	4.890	2.6%
CYBERE	Share Consolidation	1:10	11/3/2024	0.100	-
ATECH	Dividend	0.025	12/3/2024	2.680	0.9%
MAGNUM	Dividend	0.020	12/3/2024	1.150	1.7%
PARAMON	Dividend	0.040	12/3/2024	1.150	3.5%
CENGILD	Dividend	0.004	12/3/2024	0.290	1.3%
DOMINAN	Dividend	0.010	12/3/2024	0.755	1.3%
OCK	Dividend	0.010	12/3/2024	0.560	1.8%
UCHITEC	Dividend	0.050	12/3/2024	3.950	1.3%
ULICORP	Dividend	0.020	12/3/2024	1.380	1.4%
WEGMANS	Dividend	0.005	12/3/2024	0.190	2.6%
DELEUM	Dividend	0.037	12/3/2024	1.300	2.8%
PICHEM	Dividend	0.050	12/3/2024	6.810	0.7%
GTRONIC	Dividend	0.020	12/3/2024	1.370	1.5%
TM	Dividend	0.105	12/3/2024	5.940	1.8%
WELLCAL	Dividend	0.020	12/3/2024	1.670	1.2%
LTKM	Dividend	0.100	12/3/2024	1.550	6.5%
MAYBANK	Dividend	0.310	13/3/2024	9.750	3.2%
ABLEGLOB	Dividend	0.020	13/3/2024	1.740	1.1%
PBBANK	Dividend	0.100	13/3/2024	4.290	2.3%
PMETAL	Dividend	0.018	13/3/2024	4.550	0.4%
HSPLANT	Dividend	0.053	13/3/2024	1.920	2.8%
MISC	Dividend	0.120	13/3/2024	7.500	1.6%
PRESTAR	Dividend	0.015	13/3/2024	0.435	3.4%
INTA	Dividend	0.005	13/3/2024	0.285	1.8%
ITMAX	Dividend	0.012	13/3/2024	2.290	0.5%
OPENSYS	Dividend	0.005	13/3/2024	0.385	1.2%
KOSSAN	Dividend	0.020	13/3/2024	1.820	1.1%
ARREIT	Dividend	0.004	14/3/2024	0.380	0.9%
DSONIC	Dividend	0.005	14/3/2024	0.445	1.1%
JTIASA	Dividend	0.025	14/3/2024	1.460	1.7%
MFLOUR	Dividend	0.015	14/3/2024	0.645	2.3%
QL	Dividend	0.030	14/3/2024	5.960	0.5%
TIMECOM	Dividend	0.152	14/3/2024	5.350	2.8%
AMWAY	Dividend	0.450	14/3/2024	7.690	5.9%
GENP	Dividend	0.090	14/3/2024	6.120	1.5%
GENP	Dividend	0.040	14/3/2024	6.120	0.7%
HLBANK	Dividend	0.250	14/3/2024	19.500	1.3%
HLFG	Dividend	0.180	14/3/2024	16.560	1.1%
OFI	Dividend	0.020	14/3/2024	1.960	1.0%
RPLANET	Dividend	0.004	14/3/2024	0.200	1.8%
APM	Dividend	0.110	14/3/2024	2.890	3.8%
BPPLAS	Dividend	0.015	14/3/2024	1.290	1.2%
HARBOUR	Dividend	0.030	14/3/2024	1.240	2.4%
PADINI	Dividend	0.025	14/3/2024	3.380	0.7%
TALIWRK	Dividend	0.010	14/3/2024	0.755	1.3%
INARI	Dividend	0.022	14/3/2024	3.110	0.7%
N2N	Dividend	0.010	14/3/2024	0.480	2.1%
QES	Dividend	0.005	14/3/2024	0.530	0.9%
SENFONG	Dividend	0.015	14/3/2024	0.940	1.6%
CDB	Dividend	0.035	14/3/2024	4.220	0.8%
SUNCON	Dividend	0.030	14/3/2024	2.590	1.2%
CIMB	Dividend	0.255	15/3/2024	6.650	3.8%
BJMB	Dividend	0.042	15/3/2024	2.570	1.6%
KITACON	Dividend	0.010	15/3/2024	0.605	1.7%
HPMT	Dividend	0.004	15/3/2024	0.325	1.1%
OPPSTAR	Dividend	0.005	15/3/2024	1.180	0.4%
PPHB	Dividend	0.004	15/3/2024	0.770	0.5%
SLP	Dividend	0.013	15/3/2024	0.950	1.3%
YENHER	Dividend	0.015	15/3/2024	0.875	1.7%

Source: Bloomberg, Apex Securities

Weekly Economic Highlights

Date	Country	Key Events
Monday, 11 March, 2024	JP	4Q2023 GDP Growth Rate
	US	Consumer Inflation Expectations
Tuesday, 12 March, 2024	JP	Producer Price Index
	MY	Industrial Production
	UK	Unemployment Rate
	US	Inflation Rate
Wednesday, 13 March, 2024	UK	Manufacturing Production
	UK	Industrial Production
	EU	Manufacturing Production
	EU	Industrial Production
Thursday, 14 March, 2024	US	Retail Sales
	US	Producer Price Index
Friday, 15 March, 2024	US	Industrial Production
	US	Manufacturing Production
	US	Michigan Consumer Sentiment (Preliminary)

Source: TradingEconomics, Apex Securities

Futures Markets

Futures Kuala Lumpur Composite Index

	Mar	Apr	Jul	Oct
CHANGE	13	13	13	14
OPEN	1,527	1,530	1,534	1,526
High	1,542	1,543	1,546	1,536
Low	1,527	1,529	1,534	1,525
Settle	1,540	1,542	1,545	1,536
Volume	11,218	417	77	64
O.I.	54,197	595	443	451

Futures Crude Palm Oil

	Mar	Apr	May	Jun
CHANGE	17	-14	0	20
OPEN	4,220	4,200	4,122	4,020
High	4,231	4,241	4,175	4,085
Low	4,200	4,186	4,115	4,016
Settle	4,200	4,189	4,129	4,047
Volume	85	3,336	31,641	16,336
O.I.	1,281	19,459	81,076	47,878

Top Market Participants

LOCAL			FOREIGN		
Stocks	Value	Price	Stocks	Value	Price
CTOS	293033155	1.250	CIMB	260740589	6.720
MAYBANK	97764059	9.830	CTOS	196241476	1.250
GENTING	87222477	5.020	MAYBANK	160891265	9.830
CIMB	76125727	6.720	PBBANK	118933042	4.310
AMBank	67728852	4.030	DIALOG	82305235	2.190
PBBANK	56757483	4.310	YTLPOWR	81951914	3.660
YTLPOWR	55838096	3.660	YTL	78994240	2.510
SPSETIA	46257671	0.980	AMBank	77240041	4.030
PMHLDG	45424807	0.225	GENTING	62599086	5.020
TENAGA	35501787	11.480	PCHEM	52870525	6.920

RETAIL			INSTITUTION		
Stocks	Value	Price	Stocks	Value	Price
CTOS	112580480	1.250	CIMB	321732066	6.720
GENTING	41174513	5.020	CTOS	282676934	1.250
PMHLDG	37084526	0.225	MAYBANK	219712525	9.830
PERTAMA	27650359	2.610	PBBANK	156740921	4.310
MAYBANK	22104299	9.830	YTLPOWR	106139628	3.660
YTLPOWR	18211801	3.660	AMBank	96295325	4.030
MICROLN	17481296	0.370	DIALOG	95088652	2.190
YNHPROP	16969113	0.505	YTL	85938112	2.510
SPSETIA	16864180	0.980	KLK	75636332	22.140
TENAGA	16111827	11.480	GENTING	67741872	5.020

APEX SECURITIES BERHAD – CONTACT LIST

APEX SECURITIES BHD**Head Office:**

6th Floor, Menara Apex,
Off Jalan Semenyih,
Bukit Mewah 43000 Kajang,
Selangor Darul Ehsan, Malaysia

General Line: (603) 8736 1118

Mutiara Damansara Office:

5th Floor Menara UAC, 12, Jalan PJU 7/5,
Mutiara Damansara,
47800 Petaling Jaya,
Selangor Darul Ehsan, Malaysia

General Line: (603) 7890 8899

DEALING TEAM**Head Office:**

Kong Ming Ming (ext 2002)
Shirley Chang (ext 2026)
Norisam Bojo (ext 2027)
Ahmad Mujib (ext 2028)

Institutional Dealing Team:

Siti Nur Nadhirah (ext 2032)

PJ Office:

General Line: (603) 7620 1118
Azfar Bin Abdul Aziz (Ext 822)

RESEARCH TEAM**Mutiara Damansara Office:**

Kenneth Leong (ext 2093)
Lee Cherng Wee (ext 2067)
Steven Chong (ext 2068)
Jayden Tan (ext 2069)

DISCLAIMER

Disclaimer: The report is for internal and private circulation only and shall not be reproduced either in part or otherwise without the prior written consent of Apex Securities Berhad. The opinions and information contained herein are based on available data believed to be reliable. It is not to be construed as an offer, invitation or solicitation to buy or sell the securities covered by this report.

Opinions, estimates and projections in this report constitute the current judgment of the author. They do not necessarily reflect the opinion of Apex Securities Berhad and are subject to change without notice. Apex Securities Berhad has no obligation to update, modify or amend this report or to otherwise notify a reader thereof in the event that any matter stated herein, or any opinion, projection, forecast or estimate set forth herein, changes or subsequently becomes inaccurate.

Apex Securities Berhad does not warrant the accuracy of anything stated herein in any manner whatsoever and no reliance upon such statement by anyone shall give rise to any claim whatsoever against Apex Securities Berhad. Apex Securities Berhad may from time to time have an interest in the company mentioned by this report. This report may not be reproduced, copied or circulated without the prior written approval of Apex Securities Berhad.
